



Mounting instruction for GP shift pattern:  
**Aprilia RSV4 RR/RF/Factory 1100(18-19)**


1. Find OEM connector marked in red oval



2. Insert enclosed connector between OEM connectors  
- this is important for changing the direction of the quickshifter



3. Rotate joint on gear shaft about 180°



4. That is all :) And enjoy ARP racing parts!